
2002 KENTUCKY HIGH SCHOOL ATHLETIC ASSOCIATION
BOYS' SWEET SIXTEEN® STATE BASKETBALL TOURNAMENT

March 13-16 • Rupp Arena • Lexington



Friday, March 15
Session 5 - Game 1

Paducah Tilghman Blue Tornado
vs.
Mason County Royals

FINAL GAME STATS



IT'S SHOWTIME!

2002 KHSAA BOYS' SWEET 16 - Game Box Score
Paducah Tilghman Blue Tornado vs. Mason County Royals

Date: 03/15/2002 Time: 1:00 p.m. Site: Rupp Arena-Lexington, KY Attendance: Unknown

Visitors: Mason County Royals

##	Name	P	FG	3 Pt	FT	PTS	ORB	DRB	TR	PF	AST	TO	BS	ST	MIN
3	* Tee Commodore	G	5/11	0/4	1/1	11	0	1	1	3	1	1	0	0	26:20
4	* Chris Lofton	F	2/7	2/6	0/0	6	1	2	3	1	2	2	0	2	24:12
10	* Robert Myrick	G	3/7	0/4	0/0	6	0	3	3	2	1	1	0	0	28:39
11	Seth Vice		0/0	0/0	0/0	0	0	0	0	0	0	0	0	0	1:32
22	Wesley Jones		0/0	0/0	0/0	0	0	0	0	0	0	0	0	0	0:31
23	Nathan Myrick		5/9	0/1	0/1	10	1	1	2	1	0	1	0	3	17:09
31	* D.J. Chambers	F	0/3	0/0	1/2	1	1	3	4	3	0	2	0	0	16:08
32	Brad Pritchard		1/1	0/0	0/0	2	0	1	1	0	0	0	0	0	1:32
33	Dustin Grutza		1/3	0/1	0/0	2	2	1	3	1	1	1	0	0	15:23
34	Jarrod Litzinger		2/4	1/1	2/2	7	0	0	0	0	0	0	0	0	6:26
40	J.J. Burns		0/0	0/0	0/0	0	0	0	0	1	0	0	0	0	0:31
51	* G.G. Lofton	C	3/12	0/0	0/2	6	2	4	6	5	0	0	0	0	21:37
	Team						3	0	3			1			
	Totals		22/57	3/17	4/8	51	10	16	26	17	5	9	0	5	160

Total FG	1st Half	8/25	32.0%	2nd Half	14/32	43.8%	Game	22/57	38.6%
3 PT FG	1st Half	0/7	0.00%	2nd Half	3/10	30.0%	Game	3/17	17.6%
Free Throws	1st Half	1/5	20.0%	2nd Half	3/3	100%	Game	4/8	50.0%

Home: Paducah Tilghman Blue Tornado

##	Name	P	FG	3 Pt	FT	PTS	ORB	DRB	TR	PF	AST	TO	BS	ST	MIN
10	A.J. Davis		0/0	0/0	0/0	0	0	0	0	0	0	0	0	0	0:31
12	* Ches Gibson	G	1/6	0/4	0/0	2	1	0	1	0	1	1	0	0	17:21
15	Curtis Hamilton		0/0	0/0	1/2	1	0	0	0	0	0	0	0	0	0:31
21	* Ryan Wagner	G	0/6	0/5	1/3	1	1	0	1	2	5	3	0	1	31:29
22	Fred Perry		4/8	0/2	0/0	8	4	3	7	1	3	2	0	0	21:14
23	* Bryan Hamilton	G	4/12	1/4	0/3	9	3	3	6	3	1	2	2	1	29:50
25	Michael Craft		0/0	0/0	0/0	0	0	0	0	0	0	0	0	0	0:31
32	Kyle Bohle														DNP
33	* Chris Clarke	F	4/9	2/5	0/0	10	3	6	9	2	3	1	0	0	24:53
35	Armond Cooper		0/1	0/0	0/0	0	0	1	1	1	0	0	0	0	2:10
40	D.C. Faulkner														DNP
44	Courtney Amos		0/0	0/0	0/0	0	0	0	0	0	0	0	0	0	0:08
50	* Orlandus Hill	C	15/21	0/0	3/6	33	11	10	21	1	1	1	2	0	30:51
51	John Biles														DNP
42	Joe Casey		0/0	0/0	0/0	0	0	0	0	1	0	0	0	0	0:31
	Team						0	1	1						
	Totals		28/63	3/20	5/14	64	23	24	47	11	14	10	4	2	160

Total FG	1st Half	11/32	34.4%	2nd Half	17/31	54.8%	Game	28/63	44.4%
3 PT FG	1st Half	2/14	14.3%	2nd Half	1/6	16.7%	Game	3/20	15.0%
Free Throws	1st Half	2/4	50.0%	2nd Half	3/10	30.0%	Game	5/14	35.7%

	Mason	PadT		Mason	PadT		Mason	PadT
Free Throw Pts	4	5	3Pt Points	9	9	Pts/Possession	0.70	0.74
Pts off Turnovers	10	7	2nd Chance Points	2	26	Pts off Bench	21	9
Total Rebounds	26	47	Team Rebounds	3	1	Dead Ball Reb	5	5
Off Rebound %	29.4	59.0	Def Rebound %	41.0	70.6	Total Rebound %	35.6	64.4

Technical Fouls: Mason None, PadT None
 Officials: Scott Johnson, Tommy Hutton, Tony Gray

	Qtr 1	Qtr 2	Qtr 3	Qtr 4	OT 1	OT 2	OT 3	OT 4	Total
Mason County Royals	9	8	13	21	0	0	0	0	51
Paducah Tilghman Blue Tornado	16	10	17	21	0	0	0	0	64

2002 KHSAA BOYS' SWEET 16 - Play by Play Report - Period: 1 (pg 1)
Paducah Tilghman Blue Tornado vs. Mason County Royals
Date: 03/15/2002 Time: 1:00 p.m. Site: Rupp Arena-Lexington, KY Attendance:

Name	Action	Action	Score	Clock	Diff	Name	Action	Action
12 C Gibson	Start Game					3 T Commodore	Start Game	
21 R Wagner	Start Game					4 C Lofton	Start Game	
23 B Hamilton	Start Game					10 R Myrick	Start Game	
33 C Clarke	Start Game					31 D Chambers	Start Game	
50 O Hill	Start Game					51 G Lofton	Start Game	
O Hill	Jump Ball Loss			1 7:58		G Lofton	Jump Ball Win	
O Hill	Def Rebound			1 7:49		G Lofton	FG Attempt	
R Wagner	3Pt Attempt	O Hill Off Reb		1 7:41				
O Hill	Putback Made		2-0	1 7:38	+2			
C Clarke	Personal Foul			1 7:32				
				1 7:32		D Chambers	FT Attempt	Mason Deadball Reb
			2-1	1 7:32	+1	D Chambers	FT Made	
C Gibson	3Pt Attempt	B Hamilton Off Reb		1 7:22				
B Hamilton	Putback Att	O Hill Off Reb		1 7:20				
O Hill	Putback Made		4-1	1 7:18	+3			
C Clarke	Def Rebound			1 7:07		C Lofton	3Pt Attempt	
O Hill	FG Made	C Clarke Assist	6-1	1 6:46	+5			
				1 6:35		T Commodore	Turnover	
R Wagner	Steal			1 6:35				
C Clarke	3Pt Made	O Hill Assist	9-1	1 6:06	+8			
				1 6:05		Mason	20 Sec Time Out	
				1 5:57		R Myrick	Turnover	(Bad Pass)
R Wagner	3Pt Attempt	O Hill Off Reb		1 5:40				
O Hill	Putback Att			1 5:37		D Chambers	Def Rebound	
			9-3	1 5:31	+6	G Lofton	Layup Made	R Myrick Assist
C Gibson	FG Attempt	O Hill Off Reb		1 5:18				
O Hill	Putback Att	C Gibson Off Reb		1 5:16				
B Hamilton	FG Attempt			1 5:07		G Lofton	Def Rebound	
B Hamilton	Def Rebound			1 4:56		R Myrick	3Pt Attempt	
O Hill	FG Made		11-3	1 4:27	+8			
O Hill	Def Rebound			1 4:09		T Commodore	3Pt Attempt	
R Wagner	Turnover	(Bad Pass)		1 4:00				
				1 3:58		C Lofton	Steal	
			11-5	1 3:56	+6	T Commodore	Layup Made	C Lofton Assist
O Hill	Turnover	(Bad Pass)		1 3:33				
				1 3:31		C Lofton	Steal	
C Clarke	Personal Foul			1 3:28				
F Perry	Enter Game	for C Clarke		1 3:28				
				1 3:28		C Lofton	Leave Game	
				1 3:28		N Myrick	Enter Game	for D Chambers
				1 3:28		D Grutza	Enter game	
				1 3:28		G Lofton	FT Attempt	Mason Deadball Reb
O Hill	Def Rebound			1 3:28		G Lofton	FT Attempt	
B Hamilton	3Pt Attempt	F Perry Off Reb		1 3:11				
				1 3:07		N Myrick	Personal Foul	
O Hill	FT Attempt	PadT Deadball Reb		1 3:07				
O Hill	FT Made		12-5	1 3:07	+7			
				1 3:07		Mason	20 Sec Time Out	
				1 2:49		N Myrick	Turnover	(Bad Pass)
				1 2:49				
				1 2:49		N Myrick	Leave Game	
				1 2:49		C Lofton	Enter Game	for G Lofton
				1 2:49		D Chambers	Enter game	
C Gibson	3Pt Attempt	O Hill Off Reb		1 2:40				
O Hill	Putback Made		14-5	1 2:36	+9			
O Hill	Def Rebound			1 2:22		T Commodore	3Pt Attempt	
O Hill	FG Made	F Perry Assist	16-5	1 2:12	+11			
				1 1:51		C Lofton	FG Attempt	Mason Deadball Reb
O Hill	Personal Foul			1 1:49				
				1 1:49		G Lofton	Enter Game	for R Myrick
				1 1:45		C Lofton	Turnover	(Bad Pass)

2002 KHSAA BOYS' SWEET 16 - Play by Play Report - Period: 1 (pg 2)
Paducah Tilghman Blue Tornado vs. Mason County Royals
Date: 03/15/2002 Time: 1:00 p.m. Site: Rupp Arena-Lexington, KY Attendance:

Name	Action	Action	Score	Clock	Diff	Name	Action	Action
B Hamilton	Steal			1 1:43				
B Hamilton	FG Attempt			1 1:41		D Grutza	Def Rebound	
				1 1:34		D Grutza	Turnover	(Bad Pass)
				1 1:34		N Myrick	Enter Game	for T Commodore
C Gibson	3Pt Attempt			1 1:25		C Lofton	Def Rebound	
				1 1:19		D Chambers	Layup Att	D Grutza Off Reb
			16-7	1 1:17	+9	D Grutza	Putback Made	
R Wagner	Turnover			1 1:07				
				1 1:06		N Myrick	Steal	
			16-9	1 1:04	+7	N Myrick	Layup Made	
F Perry	3Pt Attempt			1 0:41		Mason	Def Rebound	(Dead Ball Reb)
O Hill	Def Rebound			1 0:25		D Grutza	FG Attempt	
R Wagner	3Pt Attempt			1 0:02		D Chambers	Def Rebound	

End of Period Summary Blue Tornado 16 Royals 9

Largest Lead: Blue Tornado 16 Royals 5 (11 pts)

Lead in Period: Blue Tornado 16 Royals 5 (11 pts)

Lead Changes: 0 Ties: 0

Lead Changes: 0 Ties: 0 (this period)

3 for 4 oppo pts

8 for 7 pts

7/21 for 33.3 %

1/2 for 50.0 %

Turnovers

2nd Chances

Field Goals

Free Throws

5 for 5 oppo pts

1 for 2 pts

4/12 for 33.3 %

1/4 for 25.0 %

2002 KHSAA BOYS' SWEET 16 - Play by Play Report - Period: 2 (pg 1)
Paducah Tilghman Blue Tornado vs. Mason County Royals
Date: 03/15/2002 Time: 1:00 p.m. Site: Rupp Arena-Lexington, KY Attendance:

Name	Action	Action	Score	Clock	Diff	Name	Action	Action
				2 8:00		N Myrick	Leave Game	
				2 8:00		T Commodore	Enter Game	for D Grutza
				2 8:00		R Myrick	Enter game	
				2 7:35		G Lofton	Personal Foul	
B Hamilton	Turnover	(Traveling)		2 7:30				
C Clarke	Enter Game	for B Hamilton		2 7:30				
				2 7:15		C Lofton	3Pt Attempt	C Lofton Off Reb
				2 7:08		D Chambers	Personal Foul	
				2 7:08		D Chambers	Turnover	
C Clarke	3Pt Attempt	O Hill Off Reb		2 6:58				
C Clarke	3Pt Attempt	O Hill Off Reb		2 6:28				
C Gibson	3Pt Attempt	R Wagner Off Reb		2 6:19				
O Hill	Layup Made	R Wagner Assist	18-9	2 6:13	+9			
				2 5:54		G Lofton	FG Attempt	G Lofton Off Reb
				2 5:52		G Lofton	Putback Att	Mason Off Reb
C Gibson	Leave Game			2 5:51				
B Hamilton	Enter Game	for F Perry		2 5:51				
A Cooper	Enter game			2 5:51				
PadT	Def Rebound	(Dead Ball Reb)		2 5:47		G Lofton	FG Attempt	
				2 5:46		D Chambers	Personal Foul	
				2 5:46		N Myrick	Enter Game	for D Chambers
C Clarke	Turnover	(Bad Pass)		2 5:36				
A Cooper	Def Rebound			2 5:21		C Lofton	3Pt Attempt	
O Hill	FT Made		19-9	2 5:09	+10	G Lofton	Personal Foul	
O Hill	FT Attempt			2 5:09		G Lofton	Def Rebound	
PadT	Def Rebound			2 4:44		G Lofton	FG Attempt	
A Cooper	FG Attempt			2 4:26		G Lofton	Def Rebound	
			19-11	2 4:19	+8	N Myrick	Layup Made	
A Cooper	Personal Foul			2 4:19				
F Perry	Enter Game	for A Cooper		2 4:19				
				2 4:19		D Grutza	Enter Game	for C Lofton
O Hill	Def Rebound			2 4:19		N Myrick	FT Attempt	
C Clarke	FG Attempt			2 3:49		T Commodore	Def Rebound	
			19-13	2 3:44	+6	N Myrick	Layup Made	
F Perry	FG Made	R Wagner Assist	21-13	2 3:19	+8			
			21-15	2 3:08	+6	N Myrick	FG Made	
B Hamilton	FG Attempt	F Perry Off Reb		2 2:43				
F Perry	Offensive Foul			2 2:34				
F Perry	Turnover			2 2:34				
				2 2:34		G Lofton	Charge Taken	
				2 2:34		T Commodore	Leave Game	
				2 2:34		C Lofton	Enter Game	for G Lofton
				2 2:34		J Litzinger	Enter game	
				2 2:34				
			21-17	2 2:18	+4	J Litzinger	FG Made	
F Perry	FG Made	C Clarke Assist	23-17	2 1:47	+6			
O Hill	Def Rebound			2 1:30		D Grutza	3Pt Attempt	
				2 1:28		D Grutza	Personal Foul	
C Gibson	Enter Game	for C Clarke		2 1:28				
B Hamilton	3Pt Made	R Wagner Assist	26-17	2 1:08	+9			
				2 1:00		J Litzinger	FG Attempt	Mason Off Reb
O Hill	Def Rebound			2 0:53		N Myrick	FG Attempt	
B Hamilton	3Pt Attempt			2 0:01		N Myrick	Def Rebound	

End of Period Summary Blue Tornado 26 Royals 17

Largest Lead: Blue Tornado 16 Royals 5 (11 pts)

Lead in Period: Blue Tornado 19 Royals 9 (10 pts)

3 for 2 oppo pts

4 for 2 pts

4/11 for 36.4 %

1/2 for 50.0 %

Turnovers

2nd Chances

Field Goals

Free Throws

Lead Changes: 0 Ties: 0

Lead Changes: 0 Ties: 0 (this period)

1 for 2 oppo pts

4 for 0 pts

4/13 for 30.8 %

0/1 for 0.0 %

2002 KHSAA BOYS' SWEET 16 - Game Box Score

Paducah Tilghman Blue Tornado vs. Mason County Royals

Date: 03/15/2002 Time: 1:00 p.m. Site: Rupp Arena-Lexington, KY Attendance: Unknown

Visitors: Mason County Royals

##	Name	P	FG	3 Pt	FT	PTS	ORB	DRB	TR	PF	AST	TO	BS	ST	MIN
3	* Tee Commodore	G	1/3	0/2	0/0	2	0	1	1	0	0	1	0	0	11:52
4	* Chris Lofton	F	0/4	0/3	0/0	0	1	1	2	0	1	1	0	2	13:36
10	* Robert Myrick	G	0/1	0/1	0/0	0	0	0	0	0	1	1	0	0	14:11
11	Seth Vice														DNP
22	Wesley Jones														DNP
23	Nathan Myrick		4/5	0/0	0/1	8	0	1	1	1	0	1	0	1	7:59
31	* D.J. Chambers	F	0/1	0/0	1/2	1	0	2	2	2	0	1	0	0	9:35
32	Brad Pritchard														DNP
33	Dustin Grutza		1/3	0/1	0/0	2	1	1	2	1	0	1	0	0	7:47
34	Jarrold Litzinger		1/2	0/0	0/0	2	0	0	0	0	0	0	0	0	2:34
40	J.J. Burns														DNP
51	* G.G. Lofton	C	1/6	0/0	0/2	2	1	3	4	2	0	0	0	0	12:26
	Team						2	0	2						
	Totals		8/25	0/7	1/5	17	5	9	14	6	2	6	0	3	80
	Total FG		1st Half	8/25	32.0%	2nd Half	0/0	0.00%	Game	8/25	32.0%				
	3 PT FG		1st Half	0/7	0.00%	2nd Half	0/0	0.00%	Game	0/7	0.00%				
	Free Throws		1st Half	1/5	20.0%	2nd Half	0/0	0.00%	Game	1/5	20.0%				

Home: Paducah Tilghman Blue Tornado

##	Name	P	FG	3 Pt	FT	PTS	ORB	DRB	TR	PF	AST	TO	BS	ST	MIN
10	A.J. Davis														DNP
12	* Ches Gibson	G	0/5	0/4	0/0	0	1	0	1	0	0	0	0	0	11:37
15	Curtis Hamilton														DNP
21	* Ryan Wagner	G	0/3	0/3	0/0	0	1	0	1	0	3	2	0	1	16:00
22	Fred Perry		2/3	0/1	0/0	4	2	0	2	1	1	1	0	0	9:56
23	* Bryan Hamilton	G	1/7	1/3	0/0	3	1	1	2	0	0	1	0	1	14:21
25	Michael Craft														DNP
32	Kyle Bohle														DNP
33	* Chris Clarke	F	1/4	1/3	0/0	3	0	1	1	2	2	1	0	0	10:34
35	Armond Cooper		0/1	0/0	0/0	0	0	1	1	1	0	0	0	0	1:32
40	D.C. Faulkner														DNP
44	Courtney Amos														DNP
50	* Orlandus Hill	C	7/9	0/0	2/4	16	7	8	15	1	1	1	0	0	16:00
51	John Biles														DNP
42	Joe Casey														DNP
	Team						0	1	1						
	Totals		11/32	2/14	2/4	26	12	12	24	5	7	6	0	2	80
	Total FG		1st Half	11/32	34.4%	2nd Half	0/0	0.00%	Game	11/32	34.4%				
	3 PT FG		1st Half	2/14	14.3%	2nd Half	0/0	0.00%	Game	2/14	14.3%				
	Free Throws		1st Half	2/4	50.0%	2nd Half	0/0	0.00%	Game	2/4	50.0%				

	Mason	PadT	Mason	PadT	Mason	PadT		
Free Throw Pts	1	2	3Pt Points	0	6	Pts/Possession	0.46	0.60
Pts off Turnovers	6	7	2nd Chance Points	2	9	Pts off Bench	12	4
Total Rebounds	14	24	Team Rebounds	2	1	Dead Ball Reb	4	2
Off Rebound %	29.4	57.1	Def Rebound %	42.9	70.6	Total Rebound %	36.8	63.2
Technical Fouls	Mason	None						
	PadT	None						
Officials	Scott Johnson, Tommy Hutton, Tony Gray							

	Qtr 1	Qtr 2	Qtr 3	Qtr 4	OT 1	OT 2	OT 3	OT 4	Total
Mason County Royals	9	8	0	0	0	0	0	0	17
Paducah Tilghman Blue Tornado	16	10	0	0	0	0	0	0	26

2002 KHSAA BOYS' SWEET 16 - Play by Play Report - Period: 3 (pg 1)
Paducah Tilghman Blue Tornado vs. Mason County Royals
Date: 03/15/2002 Time: 1:00 p.m. Site: Rupp Arena-Lexington, KY Attendance:

Name	Action	Action	Score	Clock	Diff	Name	Action	Action
C Gibson	Leave Game			3 8:00				
R Wagner	Leave Game			3 8:00				
F Perry	Leave Game			3 8:00				
B Hamilton	Leave Game			3 8:00				
O Hill	Leave Game			3 8:00				
				3 8:00		C Lofton	Leave Game	
				3 8:00		R Myrick	Leave Game	
				3 8:00		N Myrick	Leave Game	
				3 8:00		D Grutza	Leave Game	
				3 8:00		J Litzinger	Leave Game	
C Gibson	Enter game			3 8:00				
R Wagner	Enter game			3 8:00				
B Hamilton	Enter game			3 8:00				
C Clarke	Enter game			3 8:00				
O Hill	Enter game			3 8:00				
				3 8:00		T Commodore	Enter game	
				3 8:00		C Lofton	Enter game	
				3 8:00		R Myrick	Enter game	
				3 8:00		D Chambers	Enter game	
				3 8:00		G Lofton	Enter game	
			26-19	3 7:39 +7		R Myrick	FG Made	
C Gibson	FG Made	C Clarke Assist	28-19	3 7:17 +9				
O Hill	Def Rebound			3 6:52		T Commodore	FG Attempt	
B Hamilton	Layup Made		30-19	3 6:42 +11				
			30-21	3 6:27 +9		R Myrick	FG Made	
O Hill	FG Attempt			3 5:57		C Lofton	Def Rebound	
			30-23	3 5:50 +7		G Lofton	Layup Made	C Lofton Assist
				3 5:42		T Commodore	Personal Foul	
				3 5:42		C Lofton	Leave Game	
				3 5:42		N Myrick	Enter Game	for D Chambers
				3 5:42		D Grutza	Enter game	
B Hamilton	3Pt Attempt	C Clarke Off Reb		3 5:34				
C Clarke	Putback Att			3 5:32		R Myrick	Def Rebound	
B Hamilton	Personal Foul			3 5:30				
				3 5:15		G Lofton	FG Attempt	G Lofton Off Reb
				3 5:14		G Lofton	Putback Att	Mason Deadball Reb
R Wagner	Personal Foul			3 5:10				
				3 5:02		G Lofton	FG Attempt	Mason Off Reb
C Clarke	Def Rebound			3 4:49		R Myrick	3Pt Attempt	
				3 4:27		R Myrick	Personal Foul	
				3 4:27		C Lofton	Enter Game	for G Lofton
A Cooper	Enter Game	for O Hill		3 4:27				
C Gibson	Turnover	(Bad Pass)		3 4:06				
				3 4:04		N Myrick	Steal	
			30-25	3 4:02 +5		N Myrick	Layup Made	
R Wagner	Turnover			3 3:55				
				3 3:53		N Myrick	Steal	
O Hill	Enter Game	for A Cooper		3 3:49				
PadT	20 Sec Time Out			3 3:49				
F Perry	Enter Game	for C Gibson		3 3:49				
				3 3:49		Mason	Turnover	(5 Sec Violation)
F Perry	3Pt Attempt	C Clarke Off Reb		3 3:22				
C Clarke	Putback Made		32-25	3 3:19 +7				
			32-27	3 3:09 +5		T Commodore	Layup Made	
B Hamilton	Personal Foul			3 3:08				
				3 3:08		G Lofton	Enter Game	for D Grutza
			32-28	3 3:08 +4		T Commodore	FT Made	
R Wagner	FG Attempt	C Clarke Off Reb		3 3:01				
C Clarke	Putback Made		34-28	3 3:00 +6				
C Clarke	Def Rebound			3 2:51		T Commodore	3Pt Attempt	
R Wagner	3Pt Attempt	B Hamilton Off Reb		3 2:40				

2002 KHSAA BOYS' SWEET 16 - Play by Play Report - Period: 3 (pg 2)
Paducah Tilghman Blue Tornado vs. Mason County Royals
Date: 03/15/2002 Time: 1:00 p.m. Site: Rupp Arena-Lexington, KY Attendance:

Name	Action	Action	Score	Clock	Diff	Name	Action	Action
				3 2:37		T Commodore	Personal Foul	
				3 2:37		D Chambers	Enter Game	for C Lofton
B Hamilton	FT Attempt	PadT Deadball Reb		3 2:37				
B Hamilton	FT Attempt	O Hill Off Reb		3 2:37				
C Clarke	3Pt Made		37-28	3 2:26	+9			
				3 2:15		N Myrick	FG Attempt	D Chambers Off Reb
O Hill	Block	B Hamilton Def Reb		3 2:12		D Chambers	Putback Att	
O Hill	FG Made	R Wagner Assist	39-28	3 2:04	+11			
				3 2:04		D Chambers	Personal Foul	
				3 2:04		Mason	Time Out	
O Hill	FT Attempt			3 2:04		R Myrick	Def Rebound	
				3 1:48		G Lofton	FG Attempt	N Myrick Off Reb
F Perry	Def Rebound			3 1:45		N Myrick	Putback Att	
F Perry	Layup Att	O Hill Off Reb		3 1:34				
O Hill	Putback Att			3 1:32		G Lofton	Def Rebound	
			39-30	3 1:16	+9	T Commodore	FG Made	
B Hamilton	Layup Made	F Perry Assist	41-30	3 0:57	+11			
O Hill	Def Rebound			3 0:41		N Myrick	3Pt Attempt	
O Hill	FG Made	R Wagner Assist	43-30	3 0:24	+13			
C Clarke	Def Rebound			3 0:00		R Myrick	3Pt Attempt	

End of Period Summary Blue Tornado 43 Royals 30

Largest Lead: Blue Tornado 43 Royals 30 (13 pts)

Lead in Period: Blue Tornado 43 Royals 30 (13 pts)

2 for 2 oppo pts

6 for 7 pts

8/16 for 50.0 %

0/3 for 0.00 %

Turnovers

2nd Chances

Field Goals

Free Throws

Lead Changes: 0 Ties: 0

Lead Changes: 0 Ties: 0 (this period)

1 for 0 oppo pts

4 for 0 pts

6/18 for 33.3 %

1/1 for 100 %

2002 KHSAA BOYS' SWEET 16 - Play by Play Report - Period: 4 (pg 1)
Paducah Tilghman Blue Tornado vs. Mason County Royals
Date: 03/15/2002 Time: 1:00 p.m. Site: Rupp Arena-Lexington, KY Attendance:

Name	Action	Action	Score	Clock	Diff	Name	Action	Action
				4 8:00		C Lofton	Enter Game	for D Chambers
				4 7:42		C Lofton	Personal Foul	
R Wagner	3Pt Attempt	O Hill Off Reb		4 7:36				
O Hill	Putback Made		45-30	4 7:33	+15			
			45-32	4 7:23	+13	R Myrick	FG Made	
				4 7:18		G Lofton	Personal Foul	
PadT	20 Sec Time Out			4 7:03				
C Clarke	3Pt Attempt	F Perry Off Reb		4 6:44				
F Perry	Putback Made		47-32	4 6:41	+15			
			47-34	4 6:23	+13	G Lofton	FG Made	T Commodore Assist
F Perry	FG Attempt	B Hamilton Off Reb		4 6:08				
B Hamilton	Putback Made		49-34	4 6:05	+15			
			49-36	4 5:50	+13	T Commodore	Layup Made	
O Hill	FG Made		51-36	4 5:33	+15			
				4 5:33		G Lofton	Personal Foul	
				4 5:33		N Myrick	Leave Game	
				4 5:33		D Grutza	Enter Game	for G Lofton
				4 5:33		J Litzinger	Enter game	
O Hill	FT Made		52-36	4 5:33	+16			
			52-38	4 5:17	+14	T Commodore	FG Made	
O Hill	FG Attempt	O Hill Off Reb		4 5:04				
O Hill	Putback Made		54-38	4 5:02	+16			
			54-41	4 4:51	+13	C Lofton	3Pt Made	
B Hamilton	FG Attempt	F Perry Off Reb		4 4:32				
F Perry	Putback Made		56-41	4 4:29	+15			
B Hamilton	Personal Foul			4 4:23				
PadT	Time Out			4 4:23				
C Gibson	Enter Game	for C Clarke		4 4:23				
			56-44	4 4:15	+12	C Lofton	3Pt Made	
O Hill	Dunk Made	C Gibson Assist	58-44	4 4:00	+14			
B Hamilton	Block			4 3:49		T Commodore	FG Attempt	D Grutza Off Reb
B Hamilton	Def Rebound			4 3:32		C Lofton	3Pt Attempt	
PadT	Time Out			4 3:13				
				4 3:13		G Lofton	Enter Game	for J Litzinger
C Clarke	Enter Game	for C Gibson		4 3:13				
				4 3:10		G Lofton	Personal Foul	
				4 3:10		D Chambers	Enter Game	for G Lofton
R Wagner	FT Attempt			4 3:10		D Chambers	Def Rebound	
				4 3:06		D Chambers	Turnover	(Traveling)
				4 3:00				
F Perry	Turnover	(Bad Pass)		4 3:00				
F Perry	Def Rebound			4 2:56		T Commodore	3Pt Attempt	
O Hill	Dunk Made	F Perry Assist	60-44	4 2:45	+16			
R Wagner	Personal Foul			4 2:36				
C Clarke	Def Rebound			4 2:31		D Chambers	FG Attempt	
				4 1:56		R Myrick	Personal Foul	
B Hamilton	FT Attempt			4 1:56		R Myrick	Def Rebound	
B Hamilton	Block	F Perry Def Reb		4 1:51		R Myrick	3Pt Attempt	
				4 1:37		T Commodore	Personal Foul	
R Wagner	FT Attempt	PadT Deadball Reb		4 1:37				
R Wagner	FT Made		61-44	4 1:37	+17			
				4 1:32		C Lofton	Turnover	(Fumble)
				4 1:32		T Commodore	Leave Game	
				4 1:32		C Lofton	Leave Game	
				4 1:32		R Myrick	Leave Game	
				4 1:32		D Chambers	Leave Game	
				4 1:32		J Litzinger	Enter Game	for D Grutza
				4 1:32		N Myrick	Enter game	
				4 1:32		B Pritchard	Enter game	
				4 1:32		S Vice	Enter game	
				4 1:32		D Grutza	Enter game	

2002 KHSAA BOYS' SWEET 16 - Play by Play Report - Period: 4 (pg 2)
Paducah Tilghman Blue Tornado vs. Mason County Royals
Date: 03/15/2002 Time: 1:00 p.m. Site: Rupp Arena-Lexington, KY Attendance:

Name	Action	Action	Score	Clock	Diff	Name	Action	Action
O Hill	FG Attempt		61-47	4 1:20		B Pritchard	Def Rebound	
O Hill	Dunk Made	B Hamilton Assist	63-47	4 0:51	+16	J Litzinger	3Pt Made	D Grutza Assist
O Hill	Block	C Clarke Def Reb		4 0:40		J Litzinger	FG Attempt	
B Hamilton	Turnover	(Bad Pass)		4 0:31				
R Wagner	Leave Game			4 0:31				
F Perry	Leave Game			4 0:31				
B Hamilton	Leave Game			4 0:31				
C Clarke	Leave Game			4 0:31				
A Davis	Enter Game	for O Hill		4 0:31				
C Gibson	Enter game			4 0:31				
C Hamilton	Enter game			4 0:31				
J Casey	Enter game			4 0:31				
M Craft	Enter game			4 0:31				
				4 0:31		N Myrick	Leave Game	
				4 0:31		W Jones	Enter Game	for D Grutza
				4 0:31		J Burns	Enter game	
J Casey	Personal Foul		63-48	4 0:17	+15	J Litzinger	FT Made	
			63-49	4 0:17	+14	J Litzinger	FT Made	
				4 0:08		J Burns	Personal Foul	
C Amos	Enter Game	for C Gibson		4 0:08				
C Hamilton	FT Attempt	PadT Deadball Reb		4 0:08				
C Hamilton	FT Made		64-49	4 0:08	+15			
			64-51	4 0:01	+13	B Pritchard	Layup Made	

End of Period Summary Blue Tornado 64 Royals 51

Largest Lead: Blue Tornado 61 Royals 44 (17 pts)

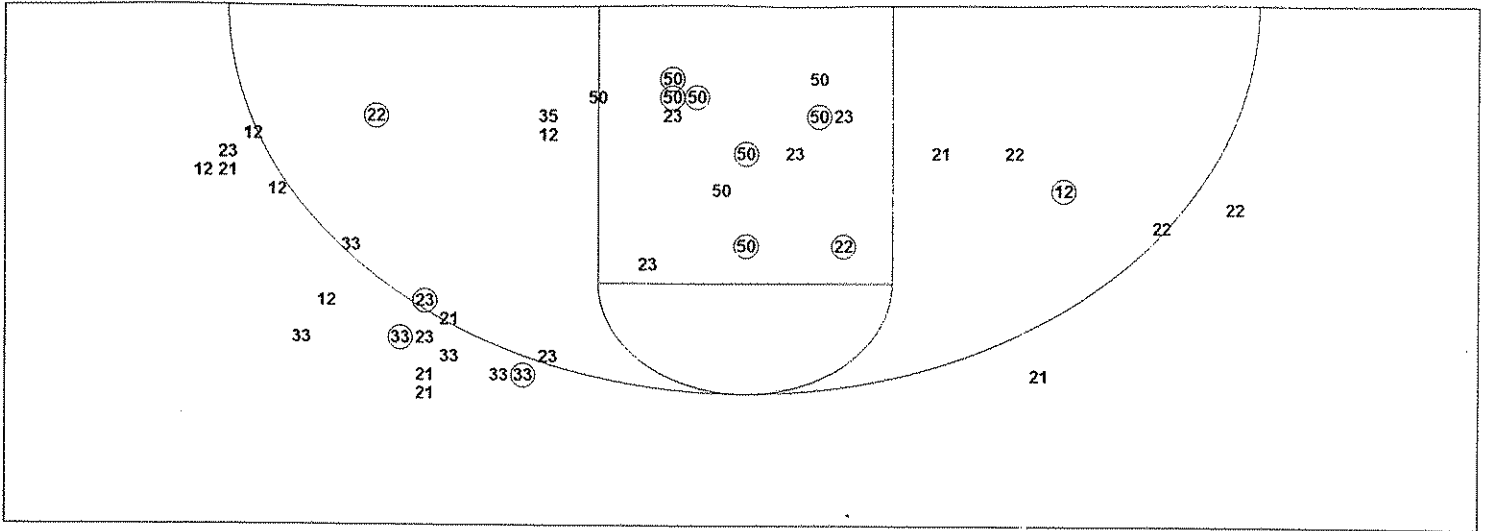
Lead in Period: Blue Tornado 61 Royals 44 (17 pts)

2 for 2 oppo pts
5 for 10 pts
9/15 for 60.0 %
3/7 for 42.9 %

Turnovers
2nd Chances
Field Goals
Free Throws

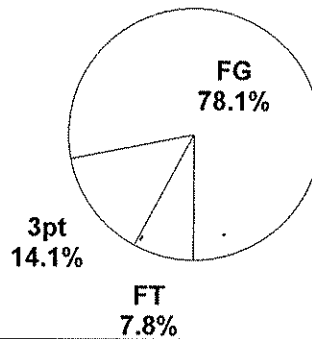
Lead Changes: 0 Ties: 0
Lead Changes: 0 Ties: 0 (this period)
2 for 0 oppo pts
1 for 0 pts
8/14 for 57.1 %
2/2 for 100 %

2002 KHSAA BOYS' SWEET 16 - TEAM SHOT CHART for the Paducah Tilghman Blue Tornado
Paducah Tilghman Blue Tornado vs. Mason County Royals
DATE: 03/15/2002 TIME: 1:00 p.m. SITE: Rupp Arena-Lexington, KY

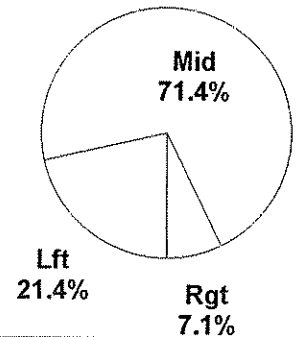


Shot Summary	M/A	%	PTS
3Pt FG	3/20	15.0%	9
2Pt FG	25/43	58.1%	50
Layups - L	2/3	66.7%	4
Layups - R	1/1	100.0%	2
Dunks	3/3	100.0%	6
Putbacks	10/15	66.7%	20
Overall Shooting	28/63	44.4%	59
Free Throws	5/14	35.7%	5
Total Points			64

Scoring Distribution




Scoring Locations

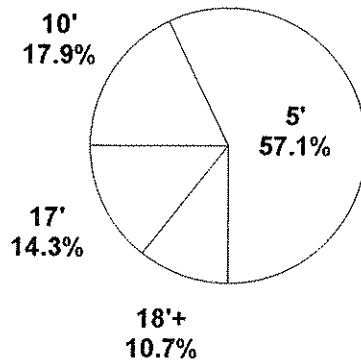


By Period	FG	FGA	FG%	3Pt	3PA	3P%	FT	FTA	FT%	PTS	ORB	DRB	TR	PF	AST	TO	BS	ST	P/S
1st Period	7	21	33.3	1	9	11.1	1	2	50.0	16	8	7	15	3	3	3	0	2	0.73
2nd Period	4	11	36.4	1	5	20.0	1	2	50.0	10	4	5	9	2	4	3	0	0	0.83
3rd Period	8	16	50.0	1	4	25.0	0	3	0.00	17	6	7	13	3	4	2	1	0	1.00
4th Period	9	15	60.0	0	2	0.00	3	7	42.9	21	5	5	10	3	3	2	3	0	1.17
Game	28	63	44.4	3	20	15.0	5	14	35.7	64	23	24	47	11	14	10	4	2	0.91

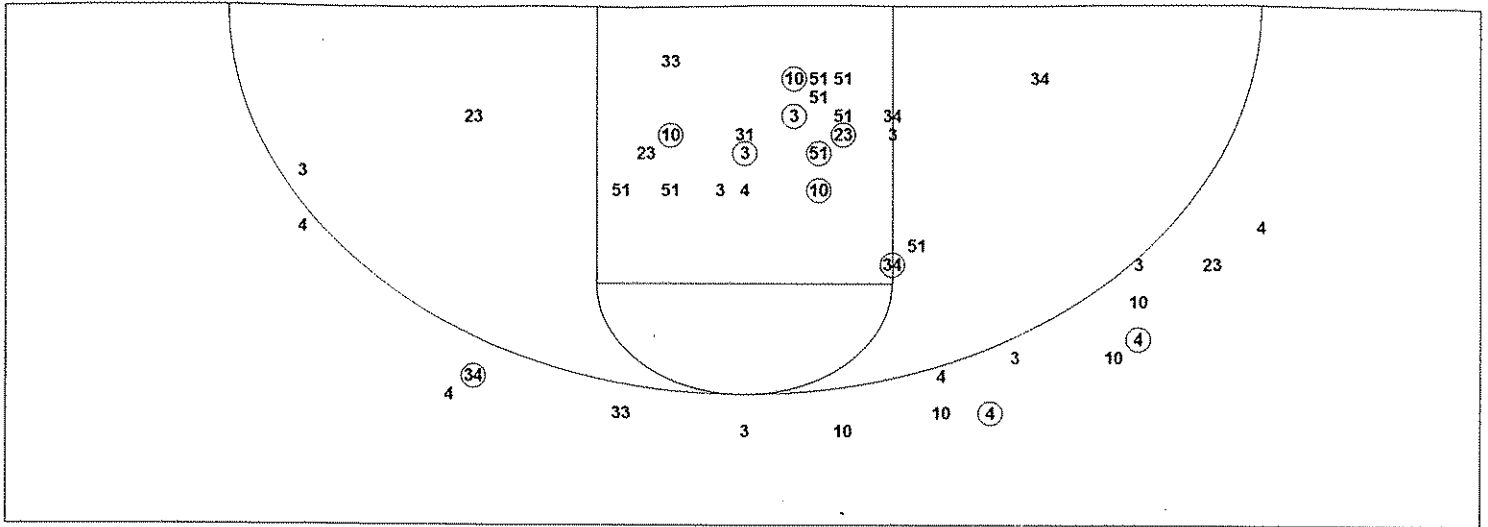
Scoring Breakdown



Scoring Range




2002 KHSAA BOYS' SWEET 16 - TEAM SHOT CHART for the Mason County Royals
Paducah Tilghman Blue Tornado vs. Mason County Royals
DATE: 03/15/2002 TIME: 1:00 p.m. SITE: Rupp Arena-Lexington, KY

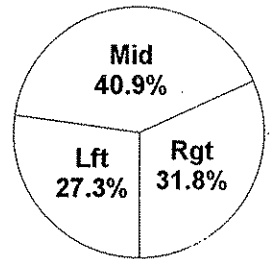


Shot Summary	M/A	%	PTS
3Pt FG	3/17	17.6%	9
2Pt FG	19/40	47.5%	38
Layups - L	5/5	100.0%	10
Layups - R	5/6	83.3%	10
Dunks	0/0	0.0%	0
Putbacks	1/5	20.0%	2
Overall Shooting	22/57	38.6%	47
Free Throws	4/8	50.0%	4
Total Points			51

Scoring Distribution




Scoring Locations



By Period	FG	FGA	FG%	3Pt	3PA	3P%	FT	FTA	FT%	PTS	ORB	DRB	TR	PF	AST	TO	BS	ST	P/S
1st Period	4	12	33.3	0	4	0.00	1	4	25.0	9	1	5	6	1	2	5	0	3	0.64
2nd Period	4	13	30.8	0	3	0.00	0	1	0.00	8	4	4	8	5	0	1	0	0	0.62
3rd Period	6	18	33.3	0	4	0.00	1	1	100	13	4	4	8	4	1	1	0	2	0.72
4th Period	8	14	57.1	3	6	50.0	2	2	100	21	1	3	4	7	2	2	0	0	1.40
Game	22	57	38.6	3	17	17.6	4	8	50.0	51	10	16	26	17	5	9	0	5	0.84

Scoring Breakdown



Scoring Range

